

**SHENYIN WANGUO RMB MAINLAND INVESTMENT FUND
(A SUB-FUND OF SWS STRATEGIC INVESTMENT FUNDS)**

REPORTS AND FINANCIAL STATEMENTS

FOR THE YEAR ENDED

31 DECEMBER 2021

**SHENYIN WANGUO RMB MAINLAND INVESTMENT FUND
(A SUB-FUND OF SWS STRATEGIC INVESTMENT FUNDS)**

Contents	Pages
Administration and Management	1
Report of the Manager	2 – 3
Report of the Trustee	4
Independent auditor's report	5 – 7
Statement of financial position	8
Statement of comprehensive income	9
Statement of changes in net assets attributable to unitholders	10
Statement of cash flows	11
Notes to the financial statements	12 – 33
Investment portfolio (Unaudited)	34 – 36
Statement of movement in portfolio holdings (Unaudited)	37
Performance table (Unaudited)	38 – 39

**SHENYIN WANGUO RMB MAINLAND INVESTMENT FUND
(A SUB-FUND OF SWS STRATEGIC INVESTMENT FUNDS)**

ADMINISTRATION AND MANAGEMENT

Manager

Shenwan Hongyuan Asset Management (Asia) Limited
6/F, Three Pacific Place
1 Queen's Road East
Wan Chai, Hong Kong

Directors of the Manager

Guo Chun (resigned on 29 March 2022)
Qiu Yizhou (resigned on 12 June 2021)
Xia Mingrui
Shen Chong
Liang Jun (appointed on 12 June 2021)

Trustee and Registrar

Bank of Communications Trustee Limited
1/F, Far East Consortium Building
121 Des Voeux Road Central
Hong Kong

Auditor

PricewaterhouseCoopers
22/F Prince's Building
Central
Hong Kong

Legal Adviser

Deacons
5/F, Alexandra House
18 Chater Road, Central
Hong Kong

RQFII Custodian

Bank of Communications Co., Ltd.
188 Yin Cheng Zhong Road
Shanghai 200120
The People's Republic of China

Investment Adviser

Kingdom Investment Managers Limited (appointed on 1 February 2021)
12/F On Building
162 Queen's Road Central
Central Hong Kong

**SHENYIN WANGUO RMB MAINLAND INVESTMENT FUND
(A SUB-FUND OF SWS STRATEGIC INVESTMENT FUNDS)**

REPORT OF THE MANAGER

Market Review

China's economy experienced a strong rebound in 2021, despite sporadic COVID-19 cases at home and external uncertainty. China's GDP expanded 8.1 percent year on year, well above the annual target. With steady economic recovery and pandemic control in 2021, China was among the fastest growing major economies. China's fiscal revenue rose 10.7 percent year-on-year in 2021, and Chinese central bank intensified an easing monetary policy to accommodate the nation's economic growth. China's inflation largely remained tame throughout 2021 against the backdrop of sustained economic recovery, inflation climbed 0.9% in 2021, well below the country's annual target of 3.0%.

In terms of yield curve, the 1,3,5,7,10 year tenor key rate treasury YTM decreased 23bp、36bp、34bp、39bp and 36bp respectively.

Portfolio Review

For the 12-month period, the Fund's total return (including dividend pay-out) was 0.20% for A (Retail) class and 0.65% for I (institutional) class. The China bond Composite Full Price Index (CBCFPI) was increased by 2.10%.

**SHENYIN WANGUO RMB MAINLAND INVESTMENT FUND
(A SUB-FUND OF SWS STRATEGIC INVESTMENT FUNDS)**

REPORT OF THE MANAGER (CONTINUED)

Market Outlook

We believe China's economic growth in 2022 faces more challenges than 2021, as export growth is expected to weaken and the impacts of the pandemic will linger. Foreign countries' consumptions shifting from goods to services, as well as decrease in financial stimulus, will have the potential to inflict downward pressure on China's exports. The pandemic will also impact manufacturing investment. Investment in the property sector is also expected to decline, and that in infrastructure may only have moderate impact.

We expect China will implement proactive fiscal policies and prudent monetary policies, highlighting stability as the priority for 2022. The PBOC will use multiple policy tools to keep liquidity reasonably ample and ensure that growth in monetary supply.

We believe that China's bond markets will still benefit from concerns over a slow economic recovery and potential monetary policy easing. We also believe Chinese bonds will remain a unique and valuable asset which can help investors diversify portfolios.

Sincerely yours,

A handwritten signature in blue ink, appearing to be 'Shenwan Hongyuan', followed by a red circular stamp containing Chinese characters.

Shenwan Hongyuan Asset Management (Asia) Limited

28 April 2022

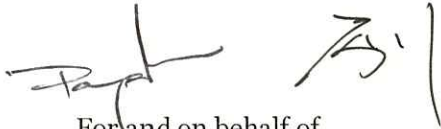
Investments are subject to investment risks, fund value may go up as well as down and past performance is not indicative of future performance. Please refer to the Explanatory Memorandum for details including the risk factors. Shenwan Hongyuan Asset Management (Asia) Limited is the issuer of this report. This document has not been reviewed by the Securities and Futures Commission.

**SHENYIN WANGUO RMB MAINLAND INVESTMENT FUND
(A SUB-FUND OF SWS STRATEGIC INVESTMENT FUNDS)**

REPORT OF THE TRUSTEE

To the unitholders of Shenyin Wanguo RMB Mainland Investment Fund, a Sub-Fund of SWS Strategic Investment Funds

We hereby confirm that, in our opinion, the Manager has, in all material respects, managed the SWS Strategic Investment Funds – Shenyin Wanguo RMB Mainland Investment Fund in accordance with the provisions of the Trust Deed dated 6 January 2012 and all its supplemental deeds for the year ended 31 December 2021.



For and on behalf of
Bank of Communications Trustee Limited

28 April 2022

Independent Auditor's Report

To the Unitholders of Shenyin Wanguo RMB Mainland Investment Fund, a sub-fund of SWS Strategic Investment Funds (The "Sub-Fund")

Report on the Audit of the Financial Statements

Opinion

What we have audited

The financial statements of Shenyin Wanguo RMB Mainland Investment Fund, a sub-fund of SWS Strategic Investment Funds (the "Sub-Fund"), which are set out on pages 8 to 33, comprise:

- the statement of financial position as at 31 December 2021;
- the statement of comprehensive income for the year then ended;
- the statement of changes in net assets attributable to unitholders for the year then ended;
- the statement of cash flows for the year then ended; and
- the notes to the financial statements, which include significant accounting policies and other explanatory information.

Our opinion

In our opinion, the financial statements give a true and fair view of the financial position of the Sub-Fund as at 31 December 2021, and of its financial transactions and its cash flows for the year then ended in accordance with International Financial Reporting Standards ("IFRSs").

Basis for Opinion

We conducted our audit in accordance with International Standards on Auditing ("ISAs"). Our responsibilities under those standards are further described in the Auditor's Responsibilities for the Audit of the Financial Statements section of our report.

We believe that the audit evidence we have obtained is sufficient and appropriate to provide a basis for our opinion.

Independence

We are independent of the Sub-Fund in accordance with the International Code of Ethics for Professional Accountants (including International Independence Standards) issued by the International Ethics Standards Board for Accountants ("IESBA Code"), and we have fulfilled our other ethical responsibilities in accordance with the IESBA Code.

Other Information

The Trustee and the Manager (the "Management") of the Sub-Fund are responsible for the other information. The other information comprises all of the information included in the annual report other than the financial statements and our auditor's report thereon.

Our opinion on the financial statements does not cover the other information and we do not express any form of assurance conclusion thereon.

Independent Auditor's Report

To the Unitholders of Shenyin Wanguo RMB Mainland Investment Fund, a sub-fund of SWS Strategic Investment Funds (The "Sub-Fund") (Continued)

Report on the Audit of the Financial Statements (Continued)

Other Information (Continued)

In connection with our audit of the financial statements, our responsibility is to read the other information and, in doing so, consider whether the other information is materially inconsistent with the financial statements or our knowledge obtained in the audit or otherwise appears to be materially misstated.

If, based on the work we have performed, we conclude that there is a material misstatement of this other information, we are required to report that fact. We have nothing to report in this regard.

Responsibilities of the Management for the Financial Statements

The Management of the Sub-Fund is responsible for the preparation of the financial statements that give a true and fair view in accordance with IFRSs, and for such internal control as the Management determines is necessary to enable the preparation of financial statements that are free from material misstatement, whether due to fraud or error.

In preparing the financial statements, the Management of the Sub-Fund is responsible for assessing the Sub-Fund's ability to continue as a going concern, disclosing, as applicable, matters related to going concern and using the going concern basis of accounting unless the Management either intends to liquidate the Sub-Fund or to cease operations, or has no realistic alternative but to do so.

In addition, the Management of the Sub-Fund is required to ensure that the financial statements have been properly prepared in accordance with the relevant disclosure provisions of the Trust Deed dated 6 January 2012 ("Trust Deed"), as amended and Appendix E of the Code on Unit Trusts and Mutual Funds issued by the Hong Kong Securities and Futures Commission (the "SFC Code").

Auditor's Responsibilities for the Audit of the Financial Statements

Our objectives are to obtain reasonable assurance about whether the financial statements as a whole are free from material misstatement, whether due to fraud or error, and to issue an auditor's report that includes our opinion. We report our opinion solely to you, as a body, and for no other purpose. We do not assume responsibility towards or accept liability to any other person for the contents of this report. Reasonable assurance is a high level of assurance, but is not a guarantee that an audit conducted in accordance with ISAs will always detect a material misstatement when it exists. Misstatements can arise from fraud or error and are considered material if, individually or in the aggregate, they could reasonably be expected to influence the economic decisions of users taken on the basis of these financial statements. In addition, we are required to assess whether the financial statements of the Sub-Fund have been properly prepared, in all material respects, in accordance with the relevant disclosure provisions of the Trust Deed and Appendix E of the SFC Code.

Independent Auditor's Report

To the Unitholders of Shenyin Wanguo RMB Mainland Investment Fund, a sub-fund of SWS Strategic Investment Funds (The "Sub-Fund") (Continued)

Report on the Audit of the Financial Statements (Continued)**Auditor's Responsibilities for the Audit of the Financial Statements (Continued)**

As part of an audit in accordance with ISAs, we exercise professional judgment and maintain professional scepticism throughout the audit. We also:

- Identify and assess the risks of material misstatement of the financial statements, whether due to fraud or error, design and perform audit procedures responsive to those risks, and obtain audit evidence that is sufficient and appropriate to provide a basis for our opinion. The risk of not detecting a material misstatement resulting from fraud is higher than for one resulting from error, as fraud may involve collusion, forgery, intentional omissions, misrepresentations, or the override of internal control.
- Obtain an understanding of internal control relevant to the audit in order to design audit procedures that are appropriate in the circumstances, but not for the purpose of expressing an opinion on the effectiveness of the Sub-Fund's internal control.
- Evaluate the appropriateness of accounting policies used and the reasonableness of accounting estimates and related disclosures made by the Management.
- Conclude on the appropriateness of the Management's use of the going concern basis of accounting and, based on the audit evidence obtained, whether a material uncertainty exists related to events or conditions that may cast significant doubt on the Sub-Fund's ability to continue as a going concern. If we conclude that a material uncertainty exists, we are required to draw attention in our auditor's report to the related disclosures in the financial statements or, if such disclosures are inadequate, to modify our opinion. Our conclusions are based on the audit evidence obtained up to the date of our auditor's report. However, future events or conditions may cause the Sub-Fund to cease to continue as a going concern.
- Evaluate the overall presentation, structure and content of the financial statements, including the disclosures, and whether the financial statements represent the underlying transactions and events in a manner that achieves fair presentation.

We communicate with the Management regarding, among other matters, the planned scope and timing of the audit and significant audit findings, including any significant deficiencies in internal control that we identify during our audit.

Report on Matters under the Relevant Disclosure Provisions of the Trust Deed and Appendix E of the SFC Code

In our opinion, the financial statements have been properly prepared, in all material respects, in accordance with the relevant disclosure provisions of the Trust Deed and Appendix E of the SFC Code.



PricewaterhouseCoopers
Certified Public Accountants


Hong Kong, 28 April 2022

**SHENYIN WANGUO RMB MAINLAND INVESTMENT FUND
(A SUB-FUND OF SWS STRATEGIC INVESTMENT FUNDS)**


**STATEMENT OF FINANCIAL POSITION
AS AT 31 DECEMBER 2021**

	Notes	2021 RMB	2020 RMB
Assets			
Current assets			
Financial assets at fair value through profit or loss	4	36,916,643	39,690,735
Dividend receivable		142,884	-
Interest receivable		688,983	834,746
Prepayments		7,636	1,582
Deposits		34,210	8,780
Cash and cash equivalent		1,479,044	194,083
Total assets		<u>39,269,400</u>	<u>40,729,926</u>
Liabilities			
Current liabilities			
Amount due to brokers		1,148	249
Management fee payable	7(a)	27,254	28,249
Trustee fee payable	7(b)	51,705	51,564
Sub-custodian fee payable	7(c)	3,305	3,403
Tax payable	6	232,847	266,299
Other payables and accruals		193,110	225,476
Total liabilities (excluding net assets attributable to unitholders)		<u>509,369</u>	<u>575,240</u>
Net assets attributable to unitholders		<u>38,760,031</u>	<u>40,154,686</u>

Approved by the Trustee and the Manager on 28 April 2022.



For and on behalf of
Bank of Communications Trustee Limited
As the Trustee



For and on behalf of
Shenwan Hongyuan Asset Management (Asia) Limited
As the Manager

The notes on pages 12 to 33 are an integral part of these financial statements.

**SHENYIN WANGUO RMB MAINLAND INVESTMENT FUND
(A SUB-FUND OF SWS STRATEGIC INVESTMENT FUNDS)**

**STATEMENT OF COMPREHENSIVE INCOME
FOR THE YEAR ENDED 31 DECEMBER 2021**

	Notes	2021 RMB	2020 RMB
Income			
Dividend income		158,760	-
Interest on bank deposit	7(f)	15,581	10,726
Interest from financial assets at fair value through profit or loss		1,268,068	1,605,829
Net losses on financial assets at fair value through profit or loss	5	(30,515)	(867,567)
Net exchange gains/(losses)		15,405	(17,257)
Total net income		<u>1,427,299</u>	<u>731,731</u>
Expenses			
Management fee	7(a)	326,997	368,471
Trustee fee	7(b)	608,784	608,784
Sub-custodian fee	7(c)	39,697	43,773
Auditor's remuneration		203,574	156,662
Commission and brokerage fee	7(e)	11,185	6,388
Legal and professional fees		(6,670)	67,271
Other expenses		33,372	41,174
Total operating expenses		<u>1,216,939</u>	<u>1,292,523</u>
Finance Cost			
Distributions to unitholders	8	<u>(1,087,973)</u>	<u>(1,147,455)</u>
Loss before tax		(877,613)	(1,708,247)
Taxation	6	<u>16,130</u>	<u>5,722</u>
Total comprehensive loss		<u>(861,483)</u>	<u>(1,702,525)</u>

The notes on pages 12 to 33 are an integral part of these financial statements.

**SHENYIN WANGUO RMB MAINLAND INVESTMENT FUND
(A SUB-FUND OF SWS STRATEGIC INVESTMENT FUNDS)**

**STATEMENT OF CHANGES IN NET ASSETS ATTRIBUTABLE TO UNITHOLDERS
FOR THE YEAR ENDED 31 DECEMBER 2021**

	Class A			Class I			Total
	Number of units	Net assets attributable to unitholders RMB	Net asset value per unit RMB	Number of units	Net assets attributable to unitholders RMB	Net asset value per unit RMB	Net assets attributable to unitholders RMB
As at 1 January 2020	123,236,202	12,773,227	103.648	320,192,555	34,373,611	107.352	47,146,838
Issuance of units	1,290,814	130,693		-	-		130,693
Redemption of units	(52,341,378)	(5,420,320)		-	-		(5,420,320)
Total comprehensive loss	-	(338,639)		-	(1,363,886)		(1,702,525)
As at 31 December 2020 and 1 January 2021	72,185,638	7,144,961	98.980	320,192,555	33,009,725	103.093	40,154,686
Issuance of units	903,315	87,913		-	-		87,913
Redemption of units	(6,333,489)	(621,085)		-	-		(621,085)
Total comprehensive loss	-	(178,105)		-	(683,378)		(861,483)
As at 31 December 2021	66,755,464	6,433,684	96.376	320,192,555	32,326,347	100.959	38,760,031

The notes on pages 12 to 33 are an integral part of these financial statements.

**SHENYIN WANGUO RMB MAINLAND INVESTMENT FUND
(A SUB-FUND OF SWS STRATEGIC INVESTMENT FUNDS)**

**STATEMENT OF CASH FLOWS
FOR THE YEAR ENDED 31 DECEMBER 2021**

	2021 RMB	2020 RMB
Cash flows from operating activities		
Total comprehensive loss	(861,483)	(1,702,525)
Adjustments for:		
- Interest income on bank deposit	(15,581)	(10,726)
- Interest from financial assets at fair value through profit or loss	(1,268,068)	(1,605,829)
- Distributions to unitholders	1,087,973	1,147,455
- Dividend income	(158,760)	-
- Withholding tax	(16,130)	(5,722)
Operating loss before working capital changes	(1,232,049)	(2,177,347)
Net decrease in financial assets at fair value through profit or loss (Increase)/decrease in deposits	2,774,092 (25,430)	6,976,021 1,650
Increase in prepayments	(6,054)	(1,454)
Increase in amount due to brokers	899	249
Decrease in management fee payable, trustee fee payable, sub- custodian fee payable and other payables and accruals	(33,318)	(157,621)
Cash generated from operations	1,478,140	4,641,498
Interest received	1,429,412	1,531,899
Withholding (tax paid)/ tax credit received	(1,446)	5,722
Net cash generated from operating activities	2,906,106	6,179,119
Cash flows from financing activities		
Proceeds from issue of units	87,913	130,693
Payments on redemption of units	(621,085)	(5,432,330)
Distributions paid	(1,087,973)	(1,147,455)
Net cash used in financing activities	(1,621,145)	(6,449,092)
Net increase/(decrease) in cash and cash equivalents	1,284,961	(269,973)
Cash and cash equivalents at the beginning of the year	194,083	464,056
Cash and cash equivalents at the end of the year	1,479,044	194,083
Analysis of balances of cash and cash equivalents		
Bank balances	1,479,044	194,083

The notes on pages 12 to 33 are an integral part of these financial statements.

**SHENYIN WANGUO RMB MAINLAND INVESTMENT FUND
(A SUB-FUND OF SWS STRATEGIC INVESTMENT FUNDS)**

NOTES TO THE FINANCIAL STATEMENTS

1 General information

SWS Strategic Investment Funds (the “Trust”) was constituted as an umbrella unit trust established under the laws of Hong Kong pursuant to a trust deed dated 6 January 2012 (the “Trust Deed”) and supplemental deed, as amended (the “Supplemental Deeds”) entered into between Shenwan Hongyuan Asset Management (Asia) Limited (the “Manager”) and Bank of Communications Trustee Limited (the “Trustee”). The Trust is an open-ended unit trust and is authorised by Securities and Futures Commission of Hong Kong under Section 104(1) of the Securities and Futures Ordinance and is required to comply with the Code on Unit Trusts and Mutual Funds established by the Securities and Futures Commission of Hong Kong (the “SFC Code”).

Shenyin Wanguo RMB Mainland Investment Fund (the “Sub-Fund”) was constituted as a separate sub-fund of the Trust on 10 January 2012.

A separate sub-fund can be created and established to which assets and liabilities attributable to the relevant sub-fund applied. A separate class of units relating exclusively to each sub-fund will be issued. As at 31 December 2021, there is another sub-fund under the Trust –Shenyin Wanguo RQFII A Share Strategy Fund. The assets and liabilities of each sub-fund of the Trust are separate and distinct from the assets and liabilities of the sub-fund of the Trust.

The investment objective of the Sub-Fund is to achieve medium to long-term capital appreciation by investing primarily in RMB-denominated and settled debt securities issued in the People’s Republic of China (“PRC”). These include RMB denominated and settled debt securities issued in the PRC which include, but are not limited to, government treasury, local government bond, financial bond, central bank paper, enterprise bond, listed company bond, medium term note, commercial paper and convertible bond, fixed income funds which are authorised by the China Securities Regulatory Commission (“CSRC”), RMB denominated and settled equities which are listed on the Shanghai or Shenzhen Stock Exchanges and equity funds which are authorised by the CSRC.

The Sub-Fund can invest directly in debt securities and equity securities issued within PRC and China A-Shares by using the Renminbi Qualified Institutional Investors (“RQFII”) quota of Shenwan Hongyuan (International) Holdings Limited, the holding company of the Manager.

2 Summary of significant accounting policies

The principal accounting policies applied in the preparation of these financial statements are set out below. These policies have been consistently applied to all the years presented, unless otherwise stated.

(a) Basis of preparation

The financial statements have been prepared in accordance with International Financial Reporting Standards (“IFRSs”). The financial statements have been prepared under the historical cost convention, as modified by the revaluation of financial assets held at fair value through profit or loss.

The preparation of financial statements in conformity with IFRSs requires the use of certain critical accounting estimates. It also requires the Trustee and Manager to exercise their judgment in the process of applying the Sub-Fund’s accounting policies. The areas involving a higher degree of judgment or complexity, or areas where assumptions and estimates are significant to the financial statements are disclosed in note 3.

**SHENYIN WANGUO RMB MAINLAND INVESTMENT FUND
(A SUB-FUND OF SWS STRATEGIC INVESTMENT FUNDS)**

NOTES TO THE FINANCIAL STATEMENTS (CONTINUED)

2 Summary of significant accounting policies (Continued)

(a) Basis of preparation (Continued)

New standards and amendments to existing standards effective 1 January 2021

There are no standards, amendments to standards or interpretations that are effective for annual periods beginning on 1 January 2021 that have a material effect on the financial statements of the Sub-Fund.

New standards, amendments and interpretation effective after 1 January 2021 and have not been early adopted by the Sub-Fund

A number of new standards, amendments to standards and interpretations are effective for annual periods beginning after 1 January 2021, and have not been early adopted in preparing these financial statements. None of these are expected to have a material effect on the financial statements of the Sub-Fund.

(b) Financial assets at fair value through profit or loss

Classification

The Sub-Fund classifies its investments based on both the Sub-Fund's business model for managing those financial assets and the contractual cash flow characteristics of the financial assets. The portfolio of financial assets is managed and performance is evaluated on a fair value basis. The Sub-Fund is primarily focused on fair value information and uses that information to assess the assets' performance and to make decisions. The Sub-Fund has not taken the option to irrevocably designate any equity securities as fair value through other comprehensive income. The contractual cash flows of the Sub-Fund's debt securities are solely principal and interest, however, these securities are neither held for the purpose of collecting contractual cash flows nor held both for collecting contractual cash flows and for sale. The collection of contractual cash flows is only incidental to achieving the Sub-Fund's business model's objective. Consequently, all investments are measured at fair value through profit or loss.

Recognition/derecognition

Regular purchases and sales of investments are accounted for on the trade date basis. Investments are derecognised when the rights to receive cash flows from the investments have expired or the Sub-Fund has transferred substantially all risks and rewards of ownership.

Measurement

Investments are initially recognised at fair value. Transaction costs are expensed as incurred in the statement of comprehensive income.

Subsequent to initial recognition, all investments are measured at fair value. Realised and unrealised gains and losses on investments are recognised in the statement of comprehensive income within "Net gains/(losses) on financial assets at fair value through profit or loss" in the period in which they arise.

**SHENYIN WANGUO RMB MAINLAND INVESTMENT FUND
(A SUB-FUND OF SWS STRATEGIC INVESTMENT FUNDS)**

NOTES TO THE FINANCIAL STATEMENTS (CONTINUED)

2 Summary of significant accounting policies (Continued)

(b) Financial assets at fair value through profit or loss (Continued)

Fair value estimation

The Sub-Fund adopted IFRS 13 “Fair value measurement” for fair value estimation of financial assets at fair value through profit or loss. The fair value of investments that are listed or traded on an exchange is based on quoted market prices at close of trading on the reporting date.

Investments which are not listed on an exchange or are thinly traded are valued by using quotes from brokers.

Investments which are traded in the interbank markets (for example, unlisted debt securities) are fair valued by using the valuation provided by China Central Depository & Clearing Co., Ltd., a company jointly established by People’s Bank of China and Ministry of Finance to undertake the function of centralized depository and settlement for the interbank bond market.

Transfer between levels of the fair value hierarchy

Transfers between levels of fair value hierarchy are deemed to have occurred at the end of the reporting period.

(c) Offsetting financial instruments

Financial assets and financial liabilities are offset and the net amount reported in the statement of financial position when there is a legally enforceable right to offset the recognised amounts and there is an intention to settle on a net basis, or realise the asset and settle the liability simultaneously.

(d) Income

Interest income is recognised on a time-proportionate basis using the effective interest method.

The effective interest method is a method of calculating the amortised cost of an interest-bearing asset and of allocating the interest income over the relevant period. The effective interest rate is the rate that exactly discounts estimated future cash receipts throughout the expected life of the financial instrument, or a shorter period where appropriate, to the net carrying amount of the financial instrument. When calculating the effective interest rate, the Sub-Fund estimates cash flows considering all contractual terms of the financial instrument (for example, prepayment options) but does not consider future credit losses. The calculation includes all fees and points received between parties to the contract that are an integral part of the effective interest rate, transaction costs and all other premiums or discounts.

Dividend income on equity securities is recorded on the ex-dividend date. Dividend income on equity securities where no ex-dividend date is quoted is accounted for when the Sub-Fund’s right to receive payment is established.

(e) Expenses

Expenses are accounted for on an accrual basis.

(f) Cash and cash equivalents

Cash and cash equivalents include cash in hand, demand deposits, other short-term highly liquid investments with original maturities of three months or less.

**SHENYIN WANGUO RMB MAINLAND INVESTMENT FUND
(A SUB-FUND OF SWS STRATEGIC INVESTMENT FUNDS)**

NOTES TO THE FINANCIAL STATEMENTS (CONTINUED)

2 Summary of significant accounting policies (Continued)

(g) Amount due from/to brokers

Amounts due from brokers include margin accounts and receivables for securities sold (in a regular way transaction) that have been contracted for but not yet delivered on the reporting date.

Amounts due to brokers includes payables for securities purchased (in a regular way transaction) that have been contracted for but not yet delivered on the reporting date.

These amounts are recognised initially at fair value and subsequently measured at amortised cost. At each reporting date, the Sub-Fund shall measure the loss allowance on amounts due from broker at an amount equal to the lifetime expected credit losses if the credit risk has increased significantly since initial recognition. If, at the reporting date, the credit risk has not increased significantly since initial recognition, the Sub-Fund shall measure the loss allowance at an amount equal to 12-month expected credit losses. Significant financial difficulties of the broker, probability that the broker will enter bankruptcy or financial reorganisation, and default in payments are all considered indicators that a loss allowance may be required. If the credit risk increases to the point that it is considered to be credit impaired, interest income will be calculated based on the gross carrying amount adjusted for the loss allowance. A significant increase in credit risk is defined by management as any contractual payment which is more than 30 days past due. Any contractual payment which is more than 90 days past due is considered credit impaired.

(h) Translation of foreign currencies

Functional and presentation currency

Items included in the financial statements are measured using the currency of the primary economic environment in which the Sub-Fund operates (the “functional currency”). The performance of the Sub-Fund is measured and reported to the unitholders in Renminbi (the “RMB”). The Manager considers the RMB as the currency that most faithfully represents the economic effects of the underlying transactions, events and conditions. The financial statements are presented in RMB, which is the Sub-Fund’s functional and presentation currency.

Transactions and balances

Foreign currency transactions are translated into the functional currency using the exchange rates prevailing at the dates of the transactions. Foreign currency assets and liabilities are translated into the functional currency using the exchange rate prevailing at the reporting date.

Foreign exchange gains and losses arising from translation are included in the statement of comprehensive income.

Foreign exchange gains and losses relating to cash and cash equivalents are presented in the statement of comprehensive income within “Net exchange gains/(losses)”.

Foreign exchange gains and losses relating to the financial assets and financial liabilities carried at fair value through profit or loss are presented in the statement of comprehensive income within “Net gains/(losses) on financial assets at fair value through profit or loss”.

**SHENYIN WANGUO RMB MAINLAND INVESTMENT FUND
(A SUB-FUND OF SWS STRATEGIC INVESTMENT FUNDS)**

NOTES TO THE FINANCIAL STATEMENTS (CONTINUED)

2 Summary of significant accounting policies (Continued)

(i) Redeemable units

Net assets attributable to unitholders

The Sub-Fund issues redeemable units, namely Class A units and Class I units, which are redeemable at the unitholder's option and are classified as financial liabilities.

The unitholders can redeem the units on dealing days which are generally Hong Kong and PRC business days or such other day or days determined by the Manager and Trustee may agree from time to time for cash equal to a proportionate share of the Sub-Fund's net assets attributable to unitholders of the relevant class. Class A units are subject to management fee at 1.2% per annum while Class I units are subject to management fee at 0.75% per annum.

Redeemable units are issued and redeemed at the holder's option at prices based on the Sub-Fund's net assets attributable to unitholders per unit for each unit class at the time of issue or redemption. The Sub-Fund's net assets attributable to unitholders is calculated by dividing the net assets attributable to unitholders by number of units in issue.

Redemption of units are processed on each business day (Dealing Date) and redemption proceeds are usually settled within 5 business days from the dealing date.

The Manager maintains the right to limit redemption up to 10% of total number of units in issue on dealing day prorated by investors' redemptions on the same dealing day. Any units not redeemed which would have otherwise been redeemed will be carried forward for redemption, subject to the same limitation on the next succeeding dealing day(s) until initial redemption request has been satisfied in full.

Distributions to unitholders

Distribution are at the discretion of the Manager of the Sub-Fund. A distribution to the Sub-Fund's unitholder is included in the statement of comprehensive income as "Finance cost". A proposed distribution is recognised as a liability in the period in which it is approved and announced by the Manager of the Sub-Fund.

Proceeds and payments on issue and redemption of units

The net asset value of the Sub-Fund is computed daily. Prices for issues and redemption are based on the latest available valuation of the Sub-Fund and each unit class. Proceeds and payments for units issued and redeemed are shown as movements in the statement of changes in net assets attributable to unitholders.

**SHENYIN WANGUO RMB MAINLAND INVESTMENT FUND
(A SUB-FUND OF SWS STRATEGIC INVESTMENT FUNDS)**

NOTES TO THE FINANCIAL STATEMENTS (CONTINUED)

2 Summary of significant accounting policies (Continued)

(j) Taxation

The Sub-Fund currently incurs withholding taxes imposed by the PRC on investment income. Such income is recorded gross of withholding taxes in the statement of comprehensive income. Withholding taxes and capital gains tax are included as “Taxation” in the statement of comprehensive income.

Deferred income tax is provided, using the liability method, on temporary differences arising between the tax bases of assets and liabilities and their carrying amounts in the financial statements. However, the deferred income tax is not accounted for if it arises from initial recognition of an asset or liability in a transaction that at the time of the transaction affects neither accounting nor taxable profit or loss. Deferred income tax is determined using tax rates (and laws) that have been enacted or substantially enacted by the statement of financial position date and are expected to apply when the related deferred income tax asset is realised or the deferred income tax liability is settled.

Deferred income tax assets are recognised to the extent that it is probable that future taxable profit will be available against which the temporary differences can be utilised.

The Sub-Fund considers interest and penalties on related tax liabilities to be an inseparable element of the tax liability and accounts for interest and penalties as if they are within the scope of IAS 12. These amounts are included within the “Taxation” in the statement of comprehensive income, and the liability would be included within the “Tax payable” on the statement of financial position.

3 Critical accounting estimates and judgements

The Manager makes estimates and assumptions concerning the future. The resulting accounting estimates will, by definition, seldom equal the related actual results. Estimates are continually evaluated and are based on historical experience and other factors, including expectations of future events that are believed to be reasonable under the circumstances. The estimates and assumptions that have a significant risk of causing a material adjustment to the carrying amounts of assets and liabilities within the next financial year are outlined below.

PRC tax provision for debt securities

In preparing these financial statements, the Manager has made certain assumptions and used various estimates concerning the tax exposure which is dependent on what might happen in the future. The resulting accounting estimates may not equal the related actual results.

**SHENYIN WANGUO RMB MAINLAND INVESTMENT FUND
(A SUB-FUND OF SWS STRATEGIC INVESTMENT FUNDS)**

NOTES TO THE FINANCIAL STATEMENTS (CONTINUED)

3 Critical accounting estimates and judgements (Continued)

PRC tax provision for debt securities (Continued)

Under the general tax provision of PRC Corporate Income Tax Law (“PRC CIT Law”), the non-PRC residents with no place of effective management, establishment or place of business in the PRC may be subject to 10% PRC withholding income tax (“WIT”) on the capital gain derived from disposal of securities, unless exempt or reduced under current PRC tax laws and regulations or relevant tax treaties.

In addition, the non-PRC residents with interest income derived from the debt securities will be subject to 10% WIT. Pursuant to the PRC CIT Law, debt securities issuers in the PRC are obligated to withhold the 10% PRC WIT on interest income for those foreign debt securities holders. However, interest income derived from government bonds issued by the State Council’s finance departments and/or local government bonds approved by the State Council is exempt from PRC WIT under the PRC CIT Law.

Furthermore, according to the notice Caishui [2016] No.36 (“Circular 36”), Value-Added Tax (“VAT”) at 6% shall be levied on the difference between the selling and buying prices of those marketable securities starting from 1 May 2016. In addition, if VAT is applicable, local surtaxes including Urban Maintenance and Construction Tax (currently at the rate ranging from 1% to 7%), Education Surcharge (currently at the rate of 3%) and Local Education Surcharge (currently at the rate of 2%) are imposed based on the VAT liabilities (the “VAT related taxes”). Pursuant to the newly issued UCMT Law and Public Notice [2021] No.28 jointly issued by the Ministry of Finance (“MOF”) and the PRC State Taxation Administration (“STA”), effective from 1 September 2021, no UCMT, ES and LES would be levied on the VAT paid for the service provisions and sale of intangible assets in China by overseas parties to PRC parties. However, in practice, the implementation of the exemption may vary depending on the local practice.

The gains derived by QFIIs/RQFIIs and through the Shanghai-Hong Kong Stock Connect and Shenzhen-Hong Kong Stock Connect from trading of marketable securities (including A-shares and other PRC listed securities) are exempted from VAT in the PRC under Circular 36 and other prevailing VAT regulations. In addition, deposit interest income and interest received from government bonds and local government bonds are also exempt from VAT.

Exemption of PRC WIT and VAT on bond interest income effective from 7 November 2018

On 7 November 2018, the Ministry of Finance (“MOF”) and the PRC State Taxation Administration (“STA”) jointly issued a notice Caishui [2018] No.108 (“Circular 108”) which stipulates that foreign institutional investors are temporarily exempted from PRC WIT and VAT in respect of bond interest income received from 7 November 2018 to 6 November 2021. On 22 November 2021, the MOF and the STA officially issued Public Notice [2021] No.34 to extend the CIT and VAT exemption treatment on the bond interest income for the foreign institutional investors investing in the domestic bond market from 6 November 2021 to 31 December 2025.

Prior to 23 April 2020, the Manager had not stopped WIT and VAT provision on interest income from PRC non-government bonds since 7 November 2018 upon the notice of Circular 108. Pursuant to the notice to unitholders dated 23 April 2020, the Manager decided to change the tax provisioning policy of the Sub-Fund and cease to make provisions for PRC WIT and VAT (plus the VAT related taxes) on the interest income derived from PRC non-government bonds for the period from 7 November 2018 onward. Such provision during the period from 7 November 2018 to 21 April 2020 was reversed and credited to the Sub-Fund retrospectively on 31 December 2019 and 21 April 2019. Refer to Note 3(b) for details.

**SHENYIN WANGUO RMB MAINLAND INVESTMENT FUND
(A SUB-FUND OF SWS STRATEGIC INVESTMENT FUNDS)**

NOTES TO THE FINANCIAL STATEMENTS (CONTINUED)

3 Critical accounting estimates and judgements (Continued)

PRC tax provision for debt securities (Continued)

(a) Capital gains on PRC debt securities and investment funds (“PRC Investments”)

During the year ended 31 December 2021 and 2020, the Sub-Fund invests in PRC Investments in PRC through the RQFII program. The Manager considers that the enforcement of PRC tax on gains derived from the PRC Investments is uncertain as at the date of approval of these financial statements and has exercised its judgment when assessing whether the Sub-Fund may be liable for PRC taxation on its gains, the amount of potential liability and the probability of such tax being levied up to the reporting date. However, significant uncertainties exist and estimation of the Manager may substantially differ from the actual events.

As a matter of practice, such 10% PRC WIT on capital gains realised by non-PRC tax resident enterprises from the trading of these securities has not been strictly enforced by the PRC tax authorities, therefore on 19 September 2017, the Manager reversed the unused WIT provision on PRC Investments amount to RMB2,612,550. In addition, with effect from 19 September 2017, the Manager has decided to change the tax provisioning policy with the Sub-Fund and ceased to provide PRC withholding income tax for realised and unrealised gains on trading of PRC debt securities on or after 19 September 2017.

(b) Interest income on bonds issued by PRC tax residents (“PRC bonds”)

The Management considers that the PRC WIT treatment on accrued interest of PRC non-government bonds holding by the Sub-Fund as at 31 December 2020 derived from 10 January 2012 (date of inception of the Sub-Fund) to 6 November 2018 (prior to WIT exemption under Circular 108) and the enforcement of VAT and the VAT related taxes from 1 May 2016 (effective date of Circular 36) to 6 November 2018 (prior to WIT exemption under Circular 108) is uncertain as at the date of approval of these financial statements. The Manager has exercised significant judgment in their assessment of the PRC withholding tax expense and the related tax provision.

PRC WIT

For the debt securities disposed of during the year, Management has not made tax provision on the accrued interest income of debt securities during the year and as at reporting date as they consider that:

- (i) the issuers of debt securities are required to withhold 10% interest income tax at the coupon payment date before distributing the interest income to the bond holder; and
- (ii) the Manager has sold the debt securities before the coupon payment dates or the maturity dates of the debt securities.

PRC VAT and related taxes

As at 31 December 2021, the Manager estimated that the Sub-Fund’s accumulated interest income received from PRC non-government bonds from 1 May 2016 (effective date of Circular 36) to 6 November 2018 (prior to VAT exemption under Circular 108) of RMB741,798 (2020: RMB1,264,798) could be exposed to PRC VAT, Urban Maintenance and Construction Tax, Education Surcharge and Local Education Surcharge amounting to approximately RMB47,447 (2020: RMB80,899). This amount has been provided in the statement of financial position.

**SHENYIN WANGUO RMB MAINLAND INVESTMENT FUND
(A SUB-FUND OF SWS STRATEGIC INVESTMENT FUNDS)**

NOTES TO THE FINANCIAL STATEMENTS (CONTINUED)

3 Critical accounting estimates and judgements (Continued)

PRC tax provision for debt securities (Continued)

(b) Interest income on bonds issued by PRC tax residents (“PRC bonds”) (Continued)

Provision on PRC WIT, VAT and related taxes on interest income derived from PRC non-government bonds made from 7 November 2018 to 21 April 2020

Prior to the notice to unitholders dated 23 April 2020, the Sub-Fund has made provision on PRC WIT, VAT and related taxes on interest income derived from PRC non-government bonds of totally RMB370,593 for the period from 7 November 2018 to 31 December 2019 and further provision of totally RMB119,299 for the period from 1 January 2020 to 21 April 2020. Pursuant to the notice to unitholders dated 23 April 2020 and the change of the PRC WIT and VAT provision policy as stated in note 3(a), the Sub-Fund has reversed such provision in full amounted to RMB370,593 on 31 December 2019 and RMB119,299 on 21 April 2020 retrospectively.

(c) Fund distribution received from PRC investment funds

There are currently no specific tax rules or regulations governing the taxation of distribution from the PRC investment funds to foreign investors.

According to Caishui [2008] No. 1, fund distribution derived by investors from collective investment scheme should be temporarily exempt from CIT. However, based on the current interpretation of Shanghai tax authorities, the tax exemption under Caishui [2008] No.1 is not applicable to QFII and RQFII. In practice, if the fund distribution is classified as dividend in the PRC audit report, it will be subject to PRC WIT at 10%. If the fund distribution is classified as interest income in the PRC audit report, it will be subject to PRC WIT at 10% and VAT & local surtaxes at 6.72%. As mentioned, according to Public Notice [2021] No. 28, effective from 1 September 2021, no local surtaxes would be levied on the VAT paid for the service provisions and sale of intangible assets in China by overseas parties to PRC parties. Based on the current interpretation of Shanghai tax authorities, the local surtax exemption is also applicable to QFII and RQFII.

The above treatment is the prevailing practice of Shanghai tax authorities only, which may be subject to change from time to time. Other PRC tax authorities may have different interpretation and practice towards the fund distribution from collective investment schemes.

The Manager consider that the enforcement of PRC WIT and VAT & local surtaxes treatment on fund distribution received from PRC investment funds is uncertain as at the date of approval of these financial statements. The Manager have exercised significant judgment in their assessment of the PRC WIT and the related tax provision. The Manager estimate that for the year ended 31 December 2021, the Sub Fund’s accumulated fund distribution received from RMB denominated PRC investment funds could be exposed to 10% PRC WIT and 6.72% VAT respectively. For the year ended 31 December 2021 and 2020, the Sub-Fund has not made provision for the distribution from the investment funds.

The Manager reviews the relevant PRC tax rules on the PRC investment funds from time to time. Any change in taxation imposed on RQFII is likely to have a subsequent impact on the required provision and accordingly the net assets attributable to unitholders of the Sub-Fund. When the STA issues clarifications, this might ultimately result in either an increase or a decrease in the amount provided. The Manager will always act in the best interest of unitholders and will continually assess the tax provision on an on-going basis.

**SHENYIN WANGUO RMB MAINLAND INVESTMENT FUND
(A SUB-FUND OF SWS STRATEGIC INVESTMENT FUNDS)**

NOTES TO THE FINANCIAL STATEMENTS (CONTINUED)

4 Financial risk management

(a) Strategy in using financial instruments

The Sub-Fund's objective in managing risk is the creation and protection of unitholder value. Risk is inherent in the Sub-Fund's activities, but it is managed through a process of ongoing identification, measurement and monitoring, subjecting to relevant controls. The process of risk management is critical to the Sub-Fund's continuing profitability.

The investments in the Sub-Fund are subject to normal market fluctuation and other risks inherent in trading in securities and derivatives. There can be no assurance that any appreciation in value will occur. The value of investments may fluctuate and therefore the value of the units can fall as well as rise.

(b) Market price risk

Market price risk is the risk that the value of a financial instrument will fluctuate as a result of changes in market prices (other than those arising from interest rate risk or currency risk), whether those changes are caused by factors specific to the individual instrument or factors affecting all instruments in the market.

The following table discloses the investments of the Sub-Fund by product type:

	2021 RMB	2020 RMB
Listed equity securities	223,211	-
Listed investment fund	1,390,044	-
Debt securities	34,802,773	36,346,226
Money market fund	500,615	3,344,509
	<u>36,916,643</u>	<u>39,690,735</u>

The following table discloses the non-derivative financial assets at fair value through profit or loss of the Sub-Fund by industrial sectors:

	2021 RMB	% of net asset value	2020 RMB	% of net asset value
Communication	-	-	13,389	0.03
Consumer Discretionary	2,462,628	6.35	990,000	2.47
Consumer Staples	217,644	0.56	-	-
Energy	4,653,493	12.00	5,473,155	13.63
Financials	17,289,733	44.61	19,271,303	47.99
Government	1,743,577	4.5	5,022,569	12.51
Health Care	1,049,691	2.71	-	-
Technology	915,634	2.36	-	-
Industrial	7,089,575	18.29	5,498,232	13.69
Materials	550,688	1.42	-	-
Real Estate	943,980	2.44	2,388,687	5.95
Utilities	-	-	1,033,400	2.57
	<u>36,916,643</u>	<u>95.24</u>	<u>39,690,735</u>	<u>98.84</u>

**SHENYIN WANGUO RMB MAINLAND INVESTMENT FUND
(A SUB-FUND OF SWS STRATEGIC INVESTMENT FUNDS)**

NOTES TO THE FINANCIAL STATEMENTS (CONTINUED)

4 Financial risk management (Continued)

(b) Market price risk (Continued)

The Sub-Fund's net assets attributable to unitholders is impacted by the increases/decreases of the underlying securities to which the Sub-Fund is exposed. As at 31 December 2021, if the underlying securities had increased/decreased by 5% (2020: nil), the Sub-Fund's pre-tax profits for the year would have resulted in an increase/decrease of RMB82,238 (2020: RMB nil).

The Manager has used their view of what would be a "reasonable possible shift" in each key market to estimate the change for use in the market sensitivity analysis.

(c) Interest rate risk

Interest rate risks arise from the possibility that changes in interest rates will affect future cash flows or the fair values of financial instruments.

The majority of interest rate exposure arises on investments in debt securities in the PRC and denominated in RMB. All of the Sub-Fund's investments in debt securities carry fixed interest rates and mature within 1 to 10 years. The Sub-Fund also hold cash and cash equivalents that expose the Sub-Fund to cash flow interest rate risk.

Included in the table are the Sub-Fund's interest-bearing assets and liability at fair values, categorised by the earlier of contractual repricing and maturity dates:

	Maturity up to 1 year RMB	Maturity 1 – 5 years RMB	Maturity over 5 years RMB	Total RMB
As at 31 December 2021				
Financial assets at fair value through profit or loss - Debt securities	6,461,649	18,685,411	9,655,713	34,802,773
Cash and cash equivalents	1,479,044	-	-	1,479,044
As at 31 December 2020				
Financial assets at fair value through profit or loss - Debt securities	9,540,367	16,545,433	10,260,426	36,346,226
Cash and cash equivalents	194,083	-	-	194,083

**SHENYIN WANGUO RMB MAINLAND INVESTMENT FUND
(A SUB-FUND OF SWS STRATEGIC INVESTMENT FUNDS)**

NOTES TO THE FINANCIAL STATEMENTS (CONTINUED)

4 Financial risk management (Continued)

(c) Interest rate risk (Continued)

The Sub-Fund is exposed to risks associated with the effects of fluctuations in the prevailing levels of market interest rates on its cash deposits, if any. However, this is relatively immaterial to the size of the Fund's Sub-net assets.

The majority of the Sub-Fund's interest rate exposure on debt instruments are RMB denominated. Interest rate exposures are expressed in terms of rate of weighted modified duration. The Manager monitors the interest rate risks by quantifying market exposure in duration terms. Beta adjusted weighted modified duration is the modified duration multiplied by the allocation of net asset value and a sensitivity factor (beta).

At 31 December 2021, should interest rates have lowered/risen by 100 basis points with all other variables remaining constant, the increase/decrease in net assets attributable to unitholders for the year would amount to approximately RMB1,104,340 (2020: RMB1,302,273).

(d) Foreign exchange risk

Foreign exchange risk is the risk that the value of a financial instrument will fluctuate due to changes in foreign exchange rates. The Sub-Fund mainly invests in securities and other investments that are denominated in RMB, the functional currency of the Sub-Fund. Accordingly, the Manager considers that the Sub-Fund is not exposed to significant currency risk and therefore no sensitivity analysis is presented.

(e) Credit and counterparty risk

Credit and counterparty risk is the risk that an issuer or counterparty to a financial instrument will cause a financial loss for the Sub-Fund by failing to discharge an obligation.

The main concentration to which the Sub-Fund is exposed arises from the Sub-Fund's investment in debt securities and cash and cash equivalent. The Sub-Fund does not have explicit restrictions on the minimum credit ratings of securities it may hold. The Manager actively manages the portfolio of the Sub-Fund. In case of credit rating downgrading, the Manager will adjust the positions in the portfolio using its credit analysis and rating systems that are designed to manage credit risks.

The Sub-Fund measures credit risk and expected credit losses using probability of default, exposure at default and loss given default. Management consider both historical analysis and forward looking information in determining any expected credit loss. At 31 December 2021 and 31 December 2020, all other receivables and cash and cash equivalent are held with counterparties with a credit rating of A2 or higher and are due to be settled within 1 week. Management consider the probability of default to be close to zero as the counterparties have a strong capacity to meet their contractual obligations in the near term. As a result, no loss allowance has been recognised based on 12-month expected credit losses as any such impairment would be wholly insignificant to the Sub-Fund.

**SHENYIN WANGUO RMB MAINLAND INVESTMENT FUND
(A SUB-FUND OF SWS STRATEGIC INVESTMENT FUNDS)**

NOTES TO THE FINANCIAL STATEMENTS (CONTINUED)

4 Financial risk management (Continued)

(e) Credit and counterparty risk (Continued)

The table below summarises the credit rating of the Sub-Fund's debt portfolio issued by credit rating agencies as at 31 December 2021 and 2020:

Credit rating of debt securities	2021	2020
Rating	% of net asset value	% of net asset value
China Chengxin		
AAA	19.81	28.81
AAA-	0.26	-
AA+	2.48	-
AA	1.41	0.03
AA-	6.26	-
A+	5.98	-
Dagong		
AAA	3.67	-
Lianhe		
AAA	-	5.33
AA+	-	0.09
Shanghai Brilliance Credit Rating		
AAA	-	5.68
Standard and Poor's		
AAA	16.47	-
AAA-	7.25	-
AA+	0.81	-
AA	8.34	-
AA-	1.18	-
A+	15.88	50.59
	<hr/>	<hr/>
	89.80	90.53
	<hr/>	<hr/>

The Manager has assessed the credit quality of the RMB denominated bonds based on the nature of the issuers and the historical information about the issuers' default rates.

The Sub-Fund is exposed to the risk of credit-related losses that can occur as a result of a counterparty or issuer being unable or unwilling to honor its contractual obligations. These credit exposures exist within financing relationships, derivatives, and other transactions.

It is the Sub-Fund's policy to enter into financial instruments with reputable counterparties. The Manager closely monitors the creditworthiness of the Sub-Fund's counterparties (e.g. brokers, custodians, and banks) by reviewing their credit rating and financial statements on a regular basis.

**SHENYIN WANGUO RMB MAINLAND INVESTMENT FUND
(A SUB-FUND OF SWS STRATEGIC INVESTMENT FUNDS)**

NOTES TO THE FINANCIAL STATEMENTS (CONTINUED)

4 Financial risk management (Continued)

(e) Credit and counterparty risk (Continued)

All transactions in securities are settled/paid for upon delivery using approved and reputable brokers. The risk of default is considered minimal as delivery of securities sold is only made once the custodian has received payment. Payment is made on a purchase once the securities have been received by the broker. The trade will fail if either party fails to meet its obligation.

The Sub-Fund's financial assets which are potentially subject to concentration of credit risk consist principally of banks balances and financial assets held with the custodian. The table below summarises the Sub-Fund's assets placed with the bank and the custodian as at 31 December 2021 and 2020:

	RMB	Credit rating	Source of credit rating
As at 31 December 2021			
<u>Bank balances</u>			
Bank of Communications Co., Ltd., Hong Kong Branch*	103,436	A2	Moody's
Bank of Communications Co., Ltd.	1,375,608	A2	Moody's
<u>Custodian</u>			
Bank of Communications Co., Ltd.	36,916,643	A2	Moody's
As at 31 December 2020			
<u>Bank balances</u>			
Bank of Communications Co., Ltd., Hong Kong Branch*	114,517	A2	Moody's
Bank of Communications Co., Ltd.	79,566	A2	Moody's
<u>Custodian</u>			
Bank of Communications Co., Ltd.	39,690,735	A2	Moody's

* Credit rating of its ultimate holding company, Bank of Communications Co., Ltd, is used.

The maximum exposure to credit risk at year end is the carrying amount of the financial assets as shown on the statement of financial position.

None of the assets is impaired nor past due but not impaired.

**SHENYIN WANGUO RMB MAINLAND INVESTMENT FUND
(A SUB-FUND OF SWS STRATEGIC INVESTMENT FUNDS)**

NOTES TO THE FINANCIAL STATEMENTS (CONTINUED)

4 Financial risk management (Continued)

(f) Liquidity risk

Liquidity risk is defined as the risk that the Sub-Fund will encounter difficulty in meeting obligation associated with financial liabilities that are settled by delivering cash or another financial assets. Exposure to liquidity risk arises because of the possibility that the Sub-Fund could be required to pay its liabilities or redeem its units earlier than expected. The Sub-Fund is exposed to cash redemptions of its redeemable units on a regular basis. Units are redeemable at the holder's option based on the Sub-Fund's net asset value per unit at the time of redemption calculated in accordance with the Sub-Fund's Trust Deed.

The Manager monitors the Sub-Fund's liquidity position on a daily basis. The Manager may limit the aggregate number of units relating to the Sub-Fund redeemed on any dealing day to 10% of the total value of the units in issue of the Sub-Fund. In this event, the limitation will apply pro rata so that all unitholders wishing to redeem units on that dealing day will redeem the same proportion by value of those units, and units not redeemed are carried forward for redemption subject to the same limitation, on the next dealing day.

The table below analyses the Sub-Fund's financial liabilities into relevant maturity groupings based on the remaining period at the reporting date to the contractual maturity date. The amounts disclosed in the table are the contractual undiscounted cash flows. Balances due within 12 months equal their carrying balances, as the impact of discounting is not significant.

	Less than 3 months RMB	Over 3 months and less than 1 year RMB	Total RMB
As at 31 December 2021			
Amount due to brokers	1,148	-	1,148
Management fee payable	27,254	-	27,254
Trustee fee payable	51,705	-	51,705
Sub-custodian fee payable	3,305	-	3,305
Other payables and accruals	193,110	-	193,110
Tax payable	-	232,847	232,847
Net assets attributable to unitholders	38,760,031	-	38,760,031
	<u>39,036,553</u>	<u>232,847</u>	<u>39,269,400</u>
As at 31 December 2020			
Amount due to broker	249	-	249
Management fee payable	28,249	-	28,249
Trustee fee payable	51,564	-	51,564
Sub-custodian fee payable	3,403	-	3,403
Other payables and accruals	225,476	-	225,476
Tax payable	-	266,299	266,299
Net assets attributable to unitholders	40,154,686	-	40,154,686
	<u>40,463,627</u>	<u>266,299</u>	<u>40,729,926</u>

**SHENYIN WANGUO RMB MAINLAND INVESTMENT FUND
(A SUB-FUND OF SWS STRATEGIC INVESTMENT FUNDS)**

NOTES TO THE FINANCIAL STATEMENTS (CONTINUED)

4 Financial risk management (Continued)

(f) Liquidity risk (Continued)

Units are redeemed on demand at the unitholder's option, however, the Manager does not envisage that the contractual maturity disclosed in the tables above will be representative of the actual cash outflows, as the unitholders typically retain their units for the medium to long term. With a view to protecting the interest of unitholders, the Manager is entitled, with the approval of the Trustee, to limit the number of units of the Sub-Fund redeemed on any dealing day to 10% of the total number of units in issue. As at 31 December 2021, there was 1 (2020: 1) unitholder holding more than 10% of the Sub-Fund's units. Please refer to note 7(d) for details.

The following table illustrates the expected liquidity of assets held:

	Less than 3 months RMB	Over 3 months and less than 1 year RMB	Total RMB
As at 31 December 2021			
Total assets	<u>38,868,959</u>	<u>392,805</u>	<u>39,261,764</u>
As at 31 December 2020			
Total assets	<u>40,268,439</u>	<u>459,905</u>	<u>40,728,344</u>

(g) Fair value estimation

The fair value of financial assets traded in active markets (such as trading securities) are based on quoted market prices at the close of trading on the year end date. The Sub-Fund utilises the last traded market price as its fair valuation inputs for both financial assets.

An active market is a market in which transactions for the asset or liability take place with sufficient frequency and volume to provide pricing information on an ongoing basis.

A financial instrument is regarded as quoted in an active market if quoted prices are readily and regularly available from an exchange, dealer, broker, industry group, pricing service, or regulatory agency, and those prices represent actual and regularly occurring market transactions on an arm's length basis.

**SHENYIN WANGUO RMB MAINLAND INVESTMENT FUND
(A SUB-FUND OF SWS STRATEGIC INVESTMENT FUNDS)**

NOTES TO THE FINANCIAL STATEMENTS (CONTINUED)

4 Financial risk management (Continued)

(g) Fair value estimation (Continued)

The Sub-Fund classifies fair value measurements using a fair value hierarchy that reflects the significance of the inputs used in making the measurements. The fair value hierarchy has the following levels:

- Quoted prices (unadjusted) in active markets for identical assets or liabilities (Level 1).
- Inputs other than quoted prices included within level 1 that are observable for the asset or liability, either directly (that is, as prices) or indirectly (that is, derived from prices) (Level 2).
- Inputs for the asset or liability that are not based on observable market data (that is, unobservable inputs) (Level 3).

The level in the fair value hierarchy within which the fair value measurement is categorised in its entirety is determined on the basis of the lowest level input that is significant to the fair value measurement in its entirety. For this purpose, the significance of an input is assessed against the fair value measurement in its entirety. If a fair value measurement uses observable inputs that require significant adjustment based on unobservable inputs, that measurement is a level 3 measurement. Assessing the significance of a particular input to the fair value measurement in its entirety requires judgment, considering factors specific to the asset or liability.

The determination of what constitutes 'observable' requires significant judgment by the Sub-Fund. The Sub-Fund considers observable data to be that market data that is readily available, regularly distributed or updated, reliable and verifiable, not proprietary, and provided by independent sources that are actively involved in the relevant market.

The following table analyses within the fair value hierarchy the Sub-Fund's financial assets measured at fair value at 31 December 2021 and 2020:

	Level 1 RMB	Level 2 RMB	Level 3 RMB	Total RMB
As at 31 December 2021				
<u>Financial assets at fair value through profit or loss</u>				
- Listed equity securities	223,211	-	-	223,211
- Listed investment fund	1,390,044	-	-	1,390,044
- Debt securities	-	34,802,773	-	34,802,773
- Money market fund	500,615	-	-	500,615
Total	<u>2,113,870</u>	<u>34,802,773</u>	<u>-</u>	<u>36,916,643</u>
As at 31 December 2020				
<u>Financial assets at fair value through profit or loss</u>				
- Debt securities	-	36,346,226	-	36,346,226
- Money market fund	3,344,509	-	-	3,344,509
Total	<u>3,344,509</u>	<u>36,346,226</u>	<u>-</u>	<u>39,690,735</u>

**SHENYIN WANGUO RMB MAINLAND INVESTMENT FUND
(A SUB-FUND OF SWS STRATEGIC INVESTMENT FUNDS)**

NOTES TO THE FINANCIAL STATEMENTS (CONTINUED)

4 Financial risk management (Continued)

(g) Fair value estimation (Continued)

Investments whose values are based on quoted market prices in active markets, and therefore classified within level 1, include active money market fund. The Sub-Fund does not adjust the quoted price for those investments.

Financial instruments including RMB denominated bonds that trade in markets that are not considered to be active but are valued based on quoted market prices, dealer quotations or alternative pricing sources supported by observable inputs and classified within level 2. The investments in RMB denominated bonds are valued with reference to Shanghai Stock Exchange, Shenzhen Stock Exchange and China Government Securities Depository Trust quotes. As level 2 investments include positions that are not traded in active markets and/or are subject to transfer restrictions, valuations may be adjusted to reflect illiquidity and/or non-transferability, which are generally based on available market information.

Investments classified within level 3 have significant unobservable inputs, as they trade infrequently. As of 31 December 2021 and 2020, the Sub-Fund did not hold any investments classified in level 3.

During the year ended 31 December 2021 and 2020, there were no transfers between levels.

The carrying amount of dividend receivable, interest receivable, cash and cash equivalents, deposits, prepayments, amount due to brokers, management fee payable, trustee fee payable, sub-custodian fee payable, tax payable, other payables and accruals and net assets attributable to unitholders approximated their fair values which were determined in accordance with generally accepted pricing models based on undiscounted cashflow analysis and are presented in the statement of financial position as at 31 December 2021 and 2020. There are no financial assets and financial liabilities not carried at fair value but for which the fair value is disclosed.

(h) Capital risk management

The Sub-Fund's objectives for managing capital are:

- (i) To invest the capital in investments for achieving its investment objectives;
- (ii) To achieve consistent returns while safeguarding capital by investing in diversified portfolio, by participating in derivatives and other capital markets and by using various investment strategies and hedging techniques; and
- (iii) To maintain sufficient liquidity to meet the expenses of the Sub-Fund and redemption requests as they arise.

5 Net losses on financial assets at fair value through profit or loss

	2021 RMB	2020 RMB
Change in unrealised gains of financial assets at fair value through profit or loss	663,608	138,942
Net realised losses on sale of financial assets at fair value through profit or loss	(694,123)	(1,006,509)
	<u>(30,515)</u>	<u>(867,567)</u>

**SHENYIN WANGUO RMB MAINLAND INVESTMENT FUND
(A SUB-FUND OF SWS STRATEGIC INVESTMENT FUNDS)**

NOTES TO THE FINANCIAL STATEMENTS (CONTINUED)

6 Taxation

(a) Hong Kong

No provision for Hong Kong profits tax has been made for the Sub-Fund as it is authorised as collective investment scheme under Section 104 of the Hong Kong Securities and Futures Ordinance and is therefore exempt from profits tax under Section 26A(1A) of the Hong Kong Inland Revenue Ordinance.

(b) PRC

For the year ended 31 December 2021 and 2020, the Sub-Fund invests in RMB denominated debt securities and collective investment schemes in PRC. Refer to Note 3 for details.

The amount of taxation reversed to the statement of comprehensive income represents:

	2021 RMB	2020 RMB
Withholding tax reversed on bond interest income	(16,130)	(5,722)
	<u>(16,130)</u>	<u>(5,722)</u>

The movement in withholding tax payable on interest income during the year is as follows:

	2021 RMB	2020 RMB
At beginning of the year	266,299	266,299
Withholding tax reversed	(33,452)	-
Tax paid	-	-
At the end of the year	<u>232,847</u>	<u>266,299</u>

7 Transactions with the Trustee, Manager and connected persons

The following is a summary of transactions entered into during the year between the Sub-Fund and its related parties including the Manager, the Investment delegate, Trustee/Custodian, Directors of the scheme and their connected persons. Connected persons are those as defined in the Code on Unit Trusts and Mutual Funds established by the Securities and Futures Commission of Hong Kong. To the best of the Manager's knowledge, the Sub-Fund does not have any other transactions with the connected persons except for those disclosed below:

All such transactions were entered into in the ordinary course of business and on normal commercial terms.

(a) Management fee

The Manager is entitled to receive a management fee from the Sub-Fund, at a rate of 1.2% per annum for Class A and 0.75% per annum for Class I with respect to the units of the net asset value of the Sub-Fund calculated and accrued on each dealing day and are paid monthly in arrears.

The management fee charged for the year was RMB326,997 (2020: RMB368,471). As at 31 December 2021, the management fee of RMB27,254 (2020: RMB28,249) was payable to the Manager.

**SHENYIN WANGUO RMB MAINLAND INVESTMENT FUND
(A SUB-FUND OF SWS STRATEGIC INVESTMENT FUNDS)**

NOTES TO THE FINANCIAL STATEMENTS (CONTINUED)

7 Transactions with the Trustee, Manager and connected persons (Continued)

(b) Trustee fee

The Trustee is entitled to receive a trustee fee from the Sub-Fund, at a rate of 0.11% per annum of the net asset value of the Sub-Fund calculated and a minimum monthly fee of USD4,000 for each class of units calculated and accrued on each dealing day and are paid monthly in arrears.

The trustee fee charged for the year was RMB608,784 (2020: RMB608,784). As at 31 December 2021, the trustee fee of RMB51,705 (2020: RMB51,564) was payable to the Trustee.

(c) Sub-Custodian fee

Bank of Communications Co., Ltd (The "RQFII Custodian"), a holding company of Bank of Communications Trustee Limited, acts as a custodian to the Sub-Fund. The custodian fee comprises of sub-custodian fees charged by the RQFII Custodian, at a rate of 0.10% per annum of the net asset value of the RQFII custodian account of the Sub-Fund.

The sub-custodian fee charged for the year was RMB39,697 (2020: RMB43,773). As at 31 December 2021, the sub-custodian fee of RMB3,305 (2020: RMB3,403) was payable to RQFII Custodian.

(d) Holding in the Sub-Fund

The Sub-Fund allows the Manager, its connected persons and other funds managed by the Manager to subscribe for, and redeem, units in the Sub-Fund. The holdings in the Sub-Fund by the Manager and its connected person at the reporting date were as follows.

Details of Class A and Class I units held by a fellow subsidiary of the Manager, Shenwan Hongyuan Securities (H.K.) Limited, are as follows:

	2021 Units	2020 Units
<u>Class A</u>		
At the beginning of the year	54,589.527	105,411.283
Subscription	812.529	1,178.180
Redemption	(4,043.133)	(51,999.936)
At the end of the year	<u>51,358.923</u>	<u>54,589.527</u>
	2021 Units	2020 Units
<u>Class I</u>		
At the beginning of the year	320,192.555	320,192.555
At the end of the year	<u>320,192.555</u>	<u>320,192.555</u>

During the year ended 31 December 2021, the Class A and Class I distribution made to Shenwan Hongyuan Securities (H.K.) Limited for the year were RMB79,074 (2020: RMB207,556) and RMB896,539 (2020: RMB896,539).

**SHENYIN WANGUO RMB MAINLAND INVESTMENT FUND
(A SUB-FUND OF SWS STRATEGIC INVESTMENT FUNDS)**

NOTES TO THE FINANCIAL STATEMENTS (CONTINUED)

7 Transactions with the Trustee, Manager and connected persons (Continued)

(e) Investment transactions with connected persons of the Manager

In its purchases and sales of investments, the Sub-Fund utilizes the brokerage services of connected person of the Manager. Details of transactions effected through this company are as follows:

	Aggregate value of purchase and sales of securities RMB	Total commission paid RMB	% of Sub-Fund's total transactions during the year %	Average commission rate %
2021				
Shenwan Hongyuan Securities Co., Ltd.	114,294,343	10,756	100	0.01
2020				
Shenwan Hongyuan Securities Co., Ltd.	65,048,580	6,265	100	0.01

(f) Bank deposits and investments held by the Trustee's affiliates

The Sub-Fund's bank deposits and investments were held by Bank of Communications Co., Ltd., HK Branch under the same group of Trustee and Bank of Communications Co., Ltd, the ultimate holding company of the Trustee. Further details of the balances held are described in Note 4(e) to the financial statements. During the year, interest income received on these bank balances amounted to RMB15,581 (2020: RMB10,726), and bank charges on the transactions made under the bank account was RMB15,372 (2020: RMB24,291).

8 Distributions to unitholders

	2021 RMB	2020 RMB
<u>For class A and class I</u>		
Undistributed income brought forward at the beginning of the year	30,346,819	32,049,344
Profit/(loss) for the year before distribution to unitholders	226,490	(555,070)
Interim distribution		
RMB0.70 on 443,307.839 unit on 19 March 2020	-	(310,315)
RMB0.70 on 411,509.581 unit on 20 June 2020	-	(288,057)
RMB0.70 on 392,258.226 unit on 18 September 2020	-	(274,581)
RMB0.70 on 390,443.182 unit on 19 March 2021	(273,310)	-
RMB0.70 on 389,299.007 unit on 21 June 2021	(272,510)	-
RMB0.70 on 387,776.754 unit on 23 September 2021	(271,443)	-
Final distribution		
RMB0.70 on 392,145.229 unit on 16 December 2020	-	(274,502)
RMB0.70 on 386,728.751 unit on 16 December 2021	(270,710)	-
Undistributed loss transferred to net assets attributable to unitholders for the year	(861,483)	(1,702,525)
Undistributed income carried forward at the ending of the year	29,485,336	30,346,819

**SHENYIN WANGUO RMB MAINLAND INVESTMENT FUND
(A SUB-FUND OF SWS STRATEGIC INVESTMENT FUNDS)**

NOTES TO THE FINANCIAL STATEMENTS (CONTINUED)

9 Soft commission arrangements

The Manager and its connected persons may enter into soft commission arrangements with brokers under which certain goods and services used to support investment decision making will be received. The Manager and its connected persons will not make direct payment for these services but will transact an agreed amount of business with the brokers on behalf of the Sub-Fund and commission will be paid on these transactions.

The goods and services must be of demonstrable benefit to the Sub-Fund and may include research and advisory services, economic and political analysis, portfolio analysis including valuation and performance measurement, market analysis and data and quotation services, computer hardware and software incidental to the above goods and services, clearing and custodian services and investment-related publications.

Since the inception of the Sub-Fund, the Manager had not participated in any soft dollar arrangements in respect of any transactions for the accounts of the Sub-Fund.

10 Approval of financial statements

The financial statements of the Sub-Fund were approved by the Trustee and the Manager on 28 April 2022.

**SHENYIN WANGUO RMB MAINLAND INVESTMENT FUND
(A SUB-FUND OF SWS STRATEGIC INVESTMENT FUNDS)**

**INVESTMENT PORTFOLIO (UNAUDITED)
AS AT 31 DECEMBER 2021**

Investments	Holdings	Fair value RMB	% of net asset value
Listed equity securities			
China			
Berry Genomics Co Ltd	6,700	129,980	0.33
Will Semiconductor Co Ltd	300	93,231	0.23
		<hr/>	<hr/>
		223,211	0.56
		<hr/>	<hr/>
Listed investment fund			
China			
E Fund CSI 300 Health Care Index ETF	346,195	316,500	0.82
GTJA Allianz CSI All-share Semi-conductor Product and Equipment ETF	351,487	338,000	0.87
Guotai CSI National Defense ETF	165,625	174,840	0.45
Penghua CSI Alcohol ETF	650,588	437,724	1.13
Yinhua CSI Infrastructure ETF	113,743	122,980	0.32
		<hr/>	<hr/>
		1,390,044	3.59
		<hr/>	<hr/>
Debt securities			
China			
Air China Ltd 18/1/2023 5.1%	116,000	118,935	0.31
Bank of Hangzhou Co Ltd 29/3/2027 0.4%	400,000	498,040	1.28
Bank of Shanghai Co Ltd 25/1/2027 0.8%	500,000	527,650	1.36
Beijing Infrastructure Investment Co Ltd 20/8/2023 2.9%	100,000	100,170	0.26
BYD Co Ltd 15/6/2022 3.5%	1,500,000	1,500,000	3.87
Chengdu Jinniu City Development Investment Management Group Co Ltd 26/3/2027 4.5%	1,000	984	0.00
China Development Bank 1/8/2023 3.87%	3,000,000	3,069,900	7.92
China Development Bank 1/8/2038 4.59%	2,000,000	2,316,000	5.98
China Development Bank 15/4/2029 5.85%	908,000	1,092,324	2.82
China Development Bank 3/2/2027 3.39%	1,678,000	1,736,730	4.48
China Electronics Corp 27/11/2022 0.5%	521,000	567,890	1.47
China Everbright Bank Co Ltd 17/3/2023 2%	400,000	446,920	1.15
China Government Bond 17/4/2023 3.4%	1,000,000	1,013,800	2.62
China Government Bond 22/8/2046 3.27%	409,000	409,695	1.06
China Government Bond 25/4/2046 3.52%	311,000	320,081	0.83
China National Bluestar Group Co Ltd 18/10/2024 1%	443,000	549,409	1.42
China National Petroleum Corp 1/2/2023 1.4%	1,370,000	1,423,841	3.67
China National Petroleum Corp 13/7/2022 1%	2,000,000	2,089,600	5.39
CRRC Group Co Ltd 24/10/2027 5%	532,000	545,194	1.41
Daqin Railway Co Ltd 14/12/2026 0.5%	500,000	547,200	1.41
Fujian Jinjiang Industrial Zone Development Construction Co Ltd 19/2/2025 4%	317,000	312,530	0.81
Fujian Yuanli Active Carbon Co Ltd 6/9/2027 0.1%	1,000	1,280	0.00
Guangxi Liuzhou Pharmaceutical Co Ltd 16/1/2026 1%	400,000	463,800	1.2
Guangzhou Finance Holdings Group Co Ltd #N/A Field Not Applicable 4.99%	1,000,000	1,035,000	2.67
Huatai Securities Co Ltd 29/1/2026 4.5%	2,000,000	2,044,400	5.27

**SHENYIN WANGUO RMB MAINLAND INVESTMENT FUND
(A SUB-FUND OF SWS STRATEGIC INVESTMENT FUNDS)**

**INVESTMENT PORTFOLIO (UNAUDITED) (CONTINUED)
AS AT 31 DECEMBER 2021**

Investments	Holdings	Fair value RMB	% of net asset value
Debt securities (continued)			
China			
Huzhou City Investment Development Group Co Ltd 21/3/2024 2.65%	84,000	84,210	0.22
Jinan West City Investment & Development Group Co Ltd 18/12/2028 4.63%	551,000	565,602	1.46
Lepu Medical Technology Beijing Co Ltd 30/3/2026 0.5%	385,800	455,911	1.18
Nanjing Jiangning Economic Technology Development Group Co Ltd 14/4/2024 7.94%	5,101,000	2,428,076	6.26
Orient International Enterprise Ltd 26/3/2022 1.5%	705,000	718,959	1.85
Qingdao Jiaozhou Urban Development & Investment Co Ltd 2/7/2028 4%	147,000	145,530	0.38
Qingdao Sentury Tire Co Ltd 11/11/2027 0.3%	1,000	1,451	0
Shandong Hi-Speed Group Co Ltd 24/4/2022 1.7%	1,500,000	1,585,200	4.09
Shanghai Pudong Development Bank Co Ltd 28/10/2025 1.5%	500,000	527,950	1.36
Shenzhen Metro Group Co Ltd 25/3/2023 5.4%	2,723,000	830,515	2.14
Skyworth Digital Co Ltd 15/4/2025 1%	102,000	123,283	0.32
State Power Investment Corp Ltd 20/11/2023 4.2%	1,000,000	1,026,900	2.65
Suzhou Urban Construction & Investment Development Co Ltd 27/5/2024 3.8%	136,000	136,476	0.35
Tianfeng Securities Co Ltd 14/3/2023 5.95%	1,000,000	1,006,700	2.6
Tongxiang Zhendong New District Construction Investment Co Ltd 23/3/2027 4.45%	212,000	205,640	0.53
TRS Information Technology Corp Ltd 19/3/2027 0.6%	199,800	254,513	0.66
Weihai City Shuangdao Bay Development Investment Co Ltd 28/4/2024 5.32%	378,000	232,848	0.6
Xinjiang Communications Construction Group Co Ltd 15/9/2026 0.6%	200,000	217,644	0.56
Zhoushan City Investment Group Co Ltd 4/4/2025 6.33%	136,000	113,152	0.29
Zhuhai Huafa Comprehensive Development Co Ltd 30/3/2023 5.27%	442,000	450,840	1.16
Zhuhai Huafa Investment Holding Group Co Ltd 16/3/2025 3.95%	1,000,000	960,000	2.48
		<u>34,802,773</u>	<u>89.80</u>

**SHENYIN WANGUO RMB MAINLAND INVESTMENT FUND
(A SUB-FUND OF SWS STRATEGIC INVESTMENT FUNDS)**

**INVESTMENT PORTFOLIO (UNAUDITED) (CONTINUED)
AS AT 31 DECEMBER 2021**

Investments	Holdings	Fair value RMB	% of net asset value
Money Market Fund			
China			
Yinhua Traded Money Market Fund	5,000	500,615	1.29
		-----	-----
Total investment portfolio, at fair value		36,916,643	95.24
Other net assets		1,843,388	4.76
		-----	-----
Net assets value as at 31 December 2021 (calculated in accordance with the Sub-Fund's explanatory memorandum)		38,760,031	100
		=====	=====
Total investment at cost		36,666,941	
		=====	

**SHENYIN WANGUO RMB MAINLAND INVESTMENT FUND
(A SUB-FUND OF SWS STRATEGIC INVESTMENT FUNDS)**

**STATEMENT OF MOVEMENT IN PORTFOLIO HOLDINGS (UNAUDITED)
FOR THE YEAR ENDED 31 DECEMBER 2021**

	% holdings of net assets as at 31 December 2021	% holdings of net assets as at 31 December 2020
People's Republic of China		
Listed equity securities	0.56	-
Listed investment fund	3.59	-
RMB-denominated debt securities	89.80	90.53
Money market fund	1.29	8.31
	<hr/>	<hr/>
Total investment portfolio	95.24	98.84
Other net assets	4.76	1.16
	<hr/>	<hr/>
Net assets	<u>100.00</u>	<u>100.00</u>

**SHENYIN WANGUO RMB MAINLAND INVESTMENT FUND
(A SUB-FUND OF SWS STRATEGIC INVESTMENT FUNDS)**

**PERFORMANCE TABLE (UNAUDITED)
FOR THE YEAR ENDED 31 DECEMBER 2021**

Net asset value

(calculated in accordance with the Sub-Fund's explanatory memorandum)

	Net asset value per unit RMB	Total net asset value RMB
As at 31 December 2021		
CLASS A	96.376	6,433,684
CLASS I	100.959	32,326,347
As at 31 December 2020		
CLASS A	98.980	7,144,961
CLASS I	103.093	33,009,725
As at 31 December 2019		
CLASS A	103.648	12,773,227
CLASS I	107.352	34,373,611

Highest issue price and lowest redemption price per unit

(calculated in accordance with the Sub-Fund's explanatory memorandum)

	Highest issue price per unit RMB	Lowest redemption price per unit RMB
Year ended 31 December 2021		
CLASS A	99.135	95.988
CLASS I	103.458	100.538
Year ended 31 December 2020		
CLASS A	104.831	98.604
CLASS I	108.780	102.688
Year ended 31 December 2019		
CLASS A	104.43	102.56
CLASS I	107.74	106.08

**SHENYIN WANGUO RMB MAINLAND INVESTMENT FUND
(A SUB-FUND OF SWS STRATEGIC INVESTMENT FUNDS)**

**PERFORMANCE TABLE (UNAUDITED) (CONTINUED)
FOR THE YEAR ENDED 31 DECEMBER 2021**

Highest issue price and lowest redemption price per unit (Continued)

(calculated in accordance with the Sub-Fund's explanatory memorandum)

	Highest issue price per unit RMB	Lowest redemption price per unit RMB
Year ended 31 December 2018		
CLASS A	105.495	102.747
CLASS I	108.479	105.783
Year ended 31 December 2017		
CLASS A	105.508	101.599
CLASS I	108.210	104.017
Year ended 31 December 2016		
CLASS A	108.281	103.186
CLASS I	110.148	105.402
Year ended 31 December 2015		
CLASS A	108.178	103.686
CLASS I	110.001	104.984
Year ended 31 December 2014		
CLASS A	105.691	98.758
CLASS I	106.942	99.547
Year ended 31 December 2013		
CLASS A	103.433	98.697
CLASS I	103.980	99.468
Period from 10 January 2012 (date of inception to 31 December 2012)		
CLASS A	102.187	100.000
CLASS I	102.278	100.000